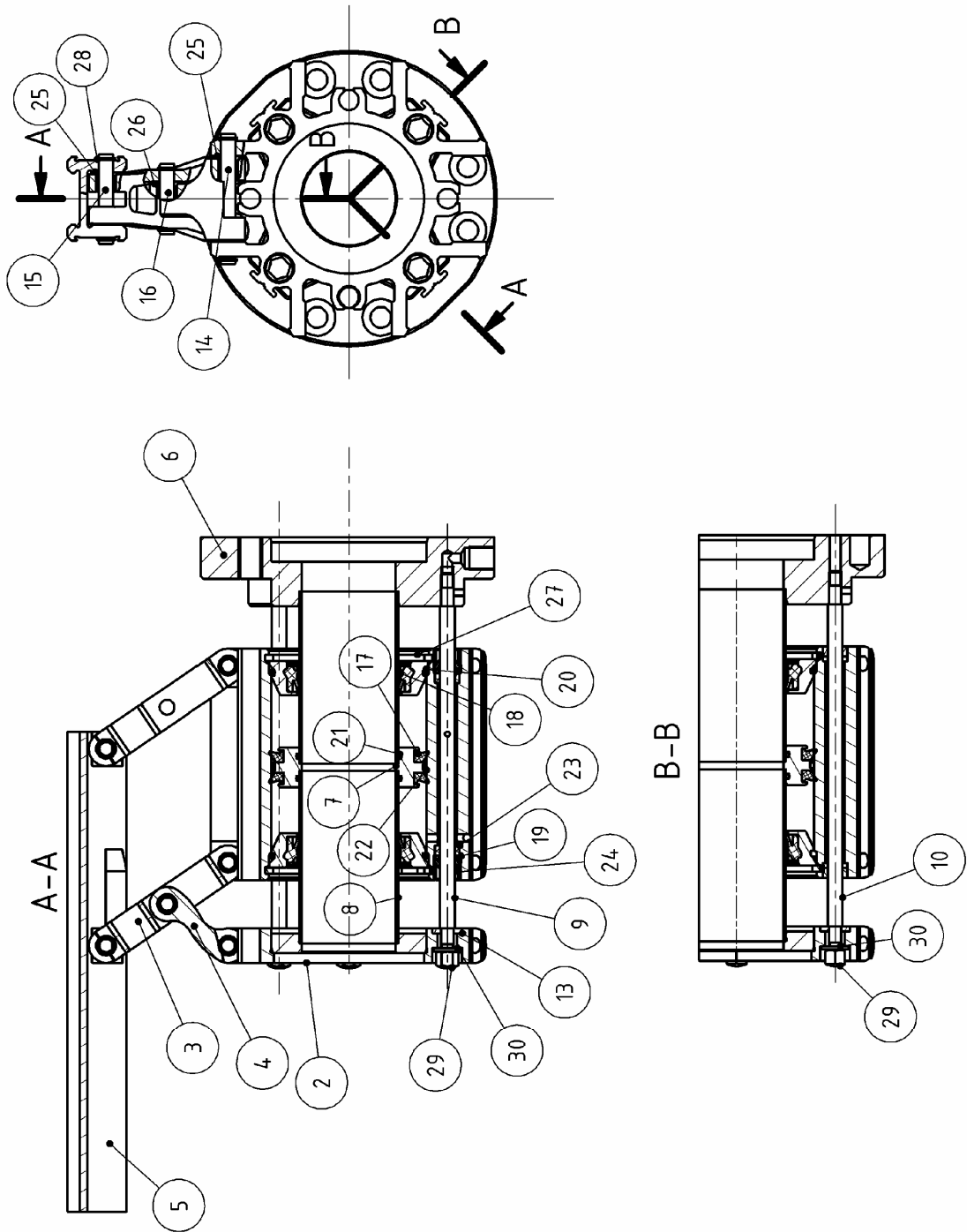


assembly plan (type: A106)



address:

GMG – Gesellschaft für modulare
Greifersysteme mbH
Rodinger Weg 8H • D-59494 Soest
Germany

phone:

+49 (0)2921 - 4062

fax:

+49 (0)2921 - 4042

e-mail:

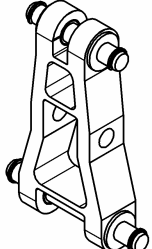
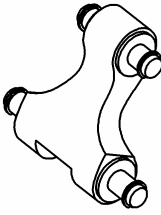
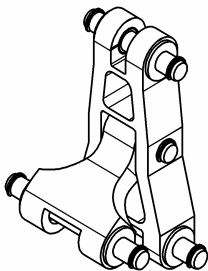
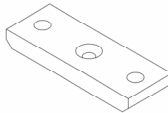
info@gmg-system.com

homepage:

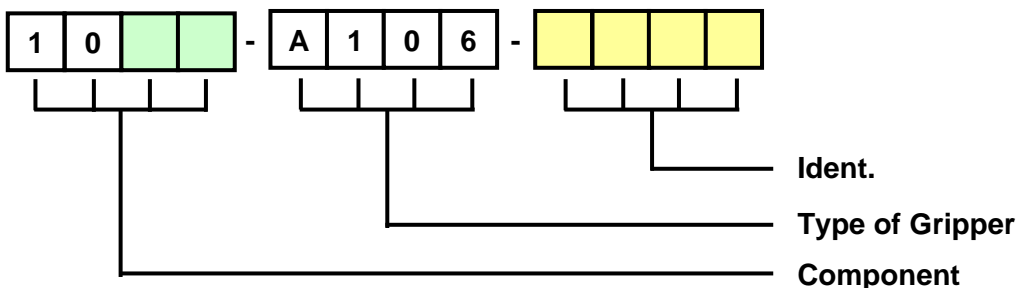
http://www.gmg-system.com



Pos. 4, 5 **Link, Crank, Crank Mechanism, Counter Plate**

Article:	Component	Ident.	Scope of Delivery:	
Link	02	LE06	Link (3), Slide Bearings (25), Bearing Pins (14 + 15) and Circlip (28) completely mounted.	
Crank	03	KU06	Crank (4), Slide Bearings (25 + 26), Bearing Pins (14 + 16) and Circlip (28) completely mounted.	
Crank Mechanism	51	KT06	Link (3), Crank (4), Slide Bearings (25 + 26), Bearing Pins (14 - 16) and Circlip (28), completely mounted	
Counter Plate	07	GP06	Counter Plate for shoe attachment. Only for fingers with finger length F=0 and standard bore template.	

Order Number:



address:

GMG – Gesellschaft für modulare Greifersysteme mbH
 Rodinger Weg 8H • D-59494 Soest
 Germany

phone:

+49 (0)2921 - 4062

fax:

+49 (0)2921 - 4042

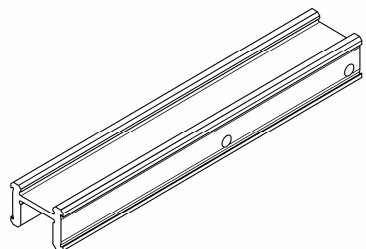
e-mail:

info@gmg-system.com

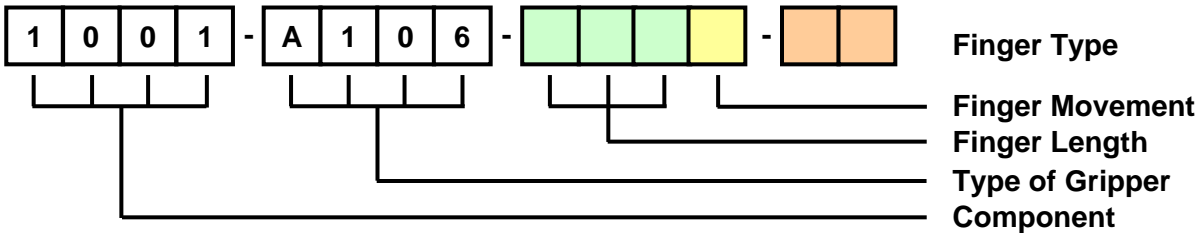
homepage:

http://www.gmg-system.com

Pos. 6			Finger			
Finger Length			Finger Movement			
Length Dimension		Ident.	Finger Movement	Bore Dimension		Ident.
(L) [mm]	(F) [mm]			(H) [mm]	(G) [mm]	
95	0	000	parallel open parallel close	80	8	A
135	40	040				
155	60	060	parallel open swiveling close	111	8	B
175	80	080				
195	100	100	swiveling close swiveling open	155		C
Special Length		(F) in mm	Finger Type			
			Without Bore			00
			With Bore			01



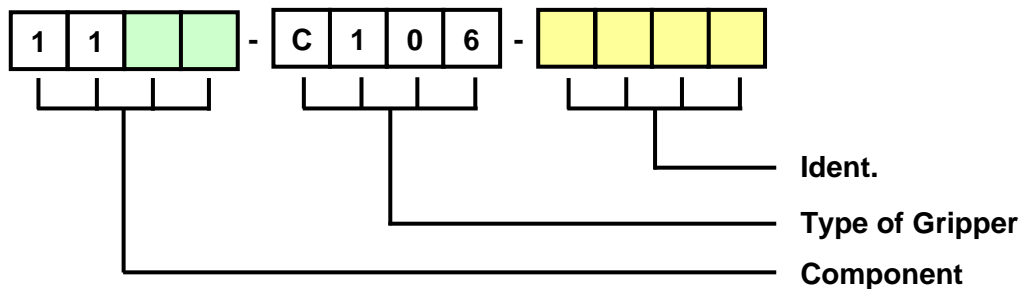
Order Number:



Pos. 14, 15, 16 Bearing Pin

Article	Component	Ident.	Scope of Delivery
Bearing Pin	01	B061	bearing pin (14) and circlip (28)
Bearing Pin	02	B062	bearing pin (15) and circlip (28)
Bearing Pin	03	B063	bearing pin (16) and circlip (28)

Order Number:



address:

GMG – Gesellschaft für modulare Greifersysteme mbH
 Rodinger Weg 8H • D-59494 Soest
 Germany

phone:

+49 (0)2921 - 4062

fax:

+49 (0)2921 - 4042

e-mail:

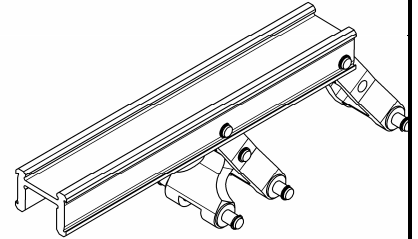
info@gmg-system.com

homepage:

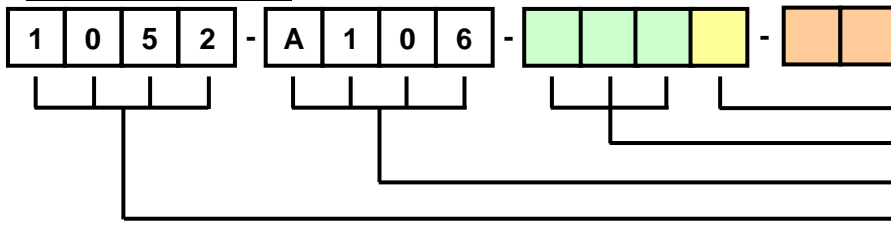
http://www.gmg-system.com

Pos. 4, 5, 6 Finger Mechanism

Finger Length			Finger Movement			
Length Dimension		Ident.	Finger Movement	Bore Dimension		Ident.
(L) [mm]	(F) [mm]			(H) [mm]	(G) [mm]	
95	0	000	parallel open parallel close	80	8	A
135	40	040				
155	60	060	parallel open swiveling close	111		B
175	80	080				
195	100	100	swiveling open swiveling close	155	C	
Special Length		(F) in mm			Finger Type	
			Without Bore		00	
			With Bore		01	



Order Number:



Finger Type

Finger Movement

Finger Length

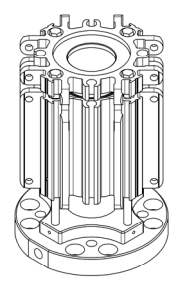
Type of Gripper

Component

Scope of Delivery:

Finger (5), Link (3), Crank (2), Slide Bearing (25 + 26), Bearing Pin (14 - 16), Circlip (28),

Operating Unit

Pos.	Article	Order Number: 1079-A106-BE06
1-2, 6-13, 17-24, 27, 29-31	Operating Unit	

address:

GMG – Gesellschaft für modulare
Greifersysteme mbH
Rodinger Weg 8H • D-59494 Soest
Germany

phone:

+49 (0)2921 - 4062

fax:

+49 (0)2921 - 4042

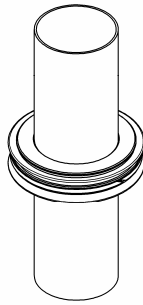
e-mail:

info@gmg-system.com

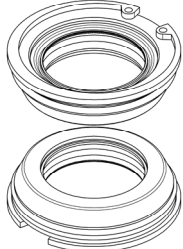
homepage:

http://www.gmg-system.com

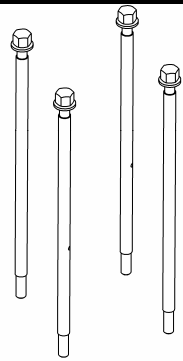
Spare Part Kit 1 (Piston Unit)

Pos.	Article	Quantity	Order Number: 1080-A106-KE06
7	Piston	1	
8	Piston Pipe	2	
17	Piston Seal	2	
21	O-Ring	2	
22	Guiding Tape	1	

Spare Part Kit 2 (Cylinder Cover)

Pos.	Article	Quantity	Order Number: 1081-A106-ZD06
11	Cylinder Cap	2	
18	Seal and Stripper	2	
20	O-Ring	2	
27	Circlip	2	

Spare Part Kit 3 (Sliding Rods)

Pos.	Article	Quantity	Order Number: 1082-A106-FS06
9	Sliding Rods with bore	2	
10	Sliding Rods	2	
29	Cap Nut	4	
30	Spring Washer	6	

Spare Part Kit 4 (Head Plate)

address:

GMG – Gesellschaft für modulare Greifsysteme mbH
 Rodinger Weg 8H • D-59494 Soest
 Germany

phone:

+49 (0)2921 - 4062

fax:

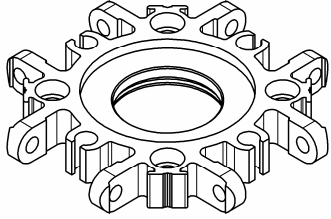
+49 (0)2921 - 4042

e-mail:


info@gmg-system.com

homepage:

http://www.gmg-system.com

Pos.	Article	Quantity	Order Number: 1083-A106-KP06
2	Head Plate	1	
15	Clamping Ring	1	

Seal Kit 06

Pos.	Article	Quantity	Order Number: 1090-A106-DS06
17	Piston Seal	2	
18	Seal and Stripper	2	
19	Seal and Stripper	4	
20	O-Ring	2	
21	O-Ring	2	
23	Slide Bearing	4	
24	Seal Holding Ring	4	

Shock Absorber

Scope of Delivery	Order Number:
Shock Absorber including Casing and Nut	1004-A106-SD06

Proximity Switch

Scope of Delivery	Order Number:
Proximity Switch (PNP) with Extension	1049-A106-PN01
Proximity Switch (PNP) without Extension	1049-A106-PN00

Proximity Switch Kit

address:

GMG – Gesellschaft für modulare Greifersysteme mbH
 Rodinger Weg 8H • D-59494 Soest
 Germany

phone:

+49 (0)2921 - 4062

fax:

+49 (0)2921 - 4042

e-mail:

info@gmg-system.com

homepage:

http://www.gmg-system.com

Scope of Delivery	Order Number:
1 Proximity Switch (PNP) with Extension, Magnetic Carrier, Fixation Bar for 2 proximity switches minimum, fixing screws	1050-A106-PN01
1 Proximity Switch (PNP) without Extension, Magnetic Carrier, Fixation Bar for 2 proximity switches minimum, fixing screws	1050-A106-PN00

Mounting Elements for Proximity Switch

Scope of Delivery	Order Number:
Magnetic Carrier, Fixation Bar for 2 proximity switches minimum, fixing screws	1005-A106-BESG

We only deliver to the INCOTERMS latest edition.
All printing and clerical errors are subject to correction without liability!
Prices and delivery times can only be provided through an individual quote.

address:

GMG – Gesellschaft für modulare Greifersysteme mbH
Rodinger Weg 8H • D-59494 Soest
Germany

phone:

+49 (0)2921 - 4062

fax:

+49 (0)2921 - 4042

e-mail:

info@gmg-system.com

homepage:

<http://www.gmg-system.com>